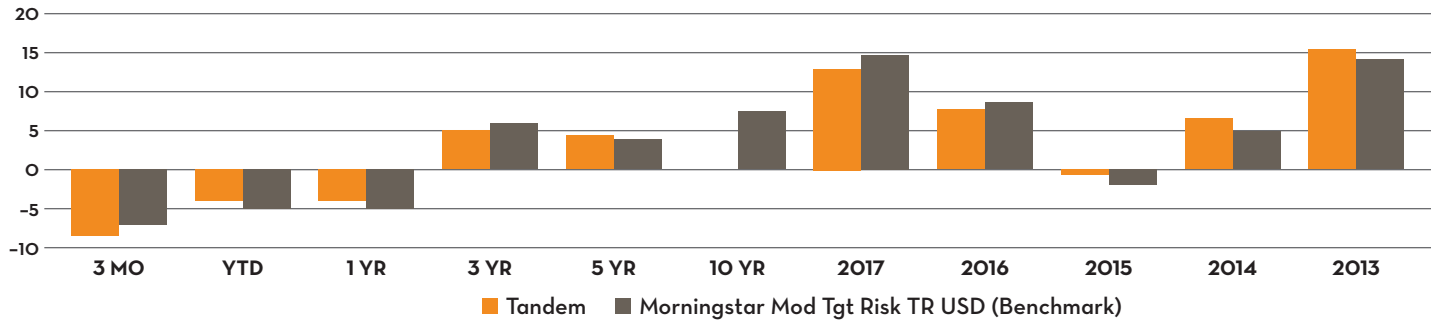


# Tandem Moderate Portfolio™

FUND FACTS

DATA UPDATED DECEMBER 31, 2018

## Performance Overview



	Trailing Returns <sup>1</sup>		Trailing Returns (Annualized) <sup>1</sup>					Annual Returns <sup>1</sup>				
	3 MO	YTD	1 YR	3 YR	5 YR	10 YR	SINCE INCEP	2017	2016	2015	2014	2013
Tandem	-8.44%	-4.10%	-4.10%	5.26%	4.31%		5.72%	12.96%	7.67%	-0.56%	6.46%	15.43%
Benchmark	-6.81%	-4.76%	-4.76%	5.84%	4.08%	7.97%		14.66%	8.57%	-1.79%	4.89%	14.31%

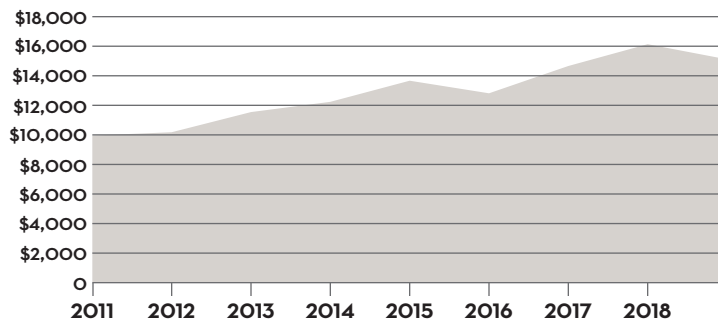
Up Market Capture Ratio <sup>2</sup>	Down Market Capture Ratio <sup>2</sup>	Batting Average <sup>2</sup>
96.49%	103.29%	.444

<sup>1</sup> Returns net of 0.50% annual management fee (0.75% before 12/31/2016) and 0.035% platform fee.

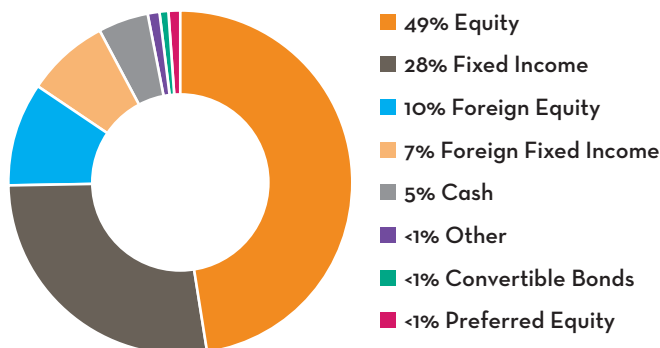
<sup>2</sup> Calculations are based on the trailing 3 years compared to Morningstar Mod Tgt Risk TR USD.

Performance data shown represents performance that is actual. Please see the Performance Disclosure section for additional details. Investors cannot invest directly in an index. Current performance may be higher or lower than the performance quoted. **Not FDIC Insured \* May Lose Value \* Not Bank Guaranteed**

## Hypothetical Growth of \$10,000 Initial Investment



## Asset Allocation



## Risk Overview

	3 YR	5 YR	10 YR
Standard Deviation	6.53%	6.47%	
Sharpe Ratio	0.65	0.58	
Sortino Ratio	1.12	0.97	
Information Ratio <sup>2</sup>	(0.33)	0.15	
Alpha (Annualized) <sup>2</sup>	(0.50%)	0.31%	
Beta <sup>2</sup>	0.99	0.98	
R-Squared <sup>2</sup>	93.00	93.85	
Tracking Error <sup>2</sup>	1.75%	1.58%	

<sup>2</sup> Calculations are based on portfolio compared to Morningstar Mod Tgt Risk TR USD

## Top 10 Holdings

Vanguard Short-Term Bond Index Fund ETF Shares	10.35%
DoubleLine Core Fixed Income Fund Class N	10.25%
iShares Floating Rate Bond ETF	10.00%
SPDR S&P 500 ETF	10.00%
SPDR S&P MidCap 400 ETF	9.25%
iShares Core U.S. Aggregate Bond ETF	7.40%
Vanguard High Dividend Yield Index Fund ETF Shares	6.00%
Invesco QQQ Trust	5.00%
Invesco S&P 500 Equal Weight ETF	5.00%
Vanguard FTSE Emerging Markets Index Fund ETF Shares	4.00%

## Strategy

The Tandem Moderate Portfolio balances risk and return to provide both capital appreciation and interest income for long-term gains. This balanced portfolio is likely to entail fluctuations in value over short-term periods, but with less volatility than the overall equity market over long-term periods. With a balance of 60% of assets in equities and 40% of assets in fixed income and money market securities, this portfolio is suitable for investors who:

- Have an intermediate term timeframe or a moderate level of risk
- Seek capital appreciation with stable returns
- Seek opportunity to increase the value of investments to keep pace with inflation

## Advisor Profile

Tandem Wealth Advisors is a registered investment advisor managing four risk-based, proprietary exchange-traded fund (“ETF”) portfolios available to advisors and retirement plans through Mid Atlantic ManagerxChange<sup>SM</sup> and ModelxChange<sup>®</sup> platforms. Tandem’s portfolio strategies and support give advisors the ability to provide unique investment solutions tailored to each client’s individual investment goals, objectives and risk tolerance.

Tandem seeks competitive performance while controlling risk through a disciplined, strategic approach to asset allocation. Our commitment to keeping portfolio costs as low as possible translates to better capital preservation and unhindered returns for investors. Our traditional yet forward-thinking investment discipline combines asset allocation, qualitative research, quantitative analysis, risk management, and relative valuation in broadly diversified portfolios.

Retirement plan participants face numerous challenges today. One of the primary issues is that participants are usually not qualified to make prudent investment decisions. Tandem’s risk-based portfolios have helped participants achieve returns that are stable, understandable and repeatable without unnecessary levels of risk since 2011.

## Disclosures

Tandem Wealth Advisors is a registered investment advisor. Information presented is for educational and informational purposes. Investments involve risk, such as the loss of principal, and are not guaranteed. Additional information on and disclosures from Tandem are contained in the firm’s ADV Brochure Part 2, which is available upon request as well as online at <https://adviserinfo.sec.gov/>. When fulfilling the role of designated investment manager, fees are fully disclosed in accordance to ERISA 408(b)(2) and ERISA 404(a)(5) published guidelines.

### *Risk Associated with Investing in the Tandem ETF Portfolios*

No investment strategy to include asset allocation and diversification protects against loss and/or volatility. There is no guarantee that this or any other investment strategy will perform well during adverse market conditions nor be suitable for every investor. Actual outcomes may vary. Past performance does not guarantee future results. The investment return and principal value of any investment may fluctuate, and an investor’s shares may be worth more or less than the original cost at any given time or upon redemption. Before investing, investors should consider the investment objectives, expenses, and risks of a portfolio on their own or with the help of an investment professional.

This summary is neither investment advice nor a recommendation to purchase or sell any security. Information presented is believed to be reliable; however, its accuracy cannot be guaranteed. Any opinions expressed herein are given in good faith, are subject to change without notice, and are only current as of the stated date of their issue. Performance data quoted represents past performance based on a specific period of time without guarantee of future results. Data is updated monthly, quarterly and annually. Current returns may be either higher or lower.

## Top 10 Underlying Equity Holdings

Microsoft Corp	1.32%
Apple Inc	1.24%
Exxon Mobil Corp	0.85%
Amazon.com Inc	0.80%
Johnson & Johnson	0.72%
JPMorgan Chase & Co	0.68%
Chevron Corp	0.67%
Intel Corp	0.52%
Pfizer Inc	0.51%
Cicso Systems Inc	0.49%

## Fees & Expenses

Management Fee	0.50%
Underlying Fund Expenses	0.21%
ModelxChange Fee	0.035%

## Portfolio Managers



C. Angus Schaal, CFP<sup>®</sup>



Alex Khusnutdinov, CFA

## Contact

For more information about Tandem ETF Portfolios, call 602-297-8600 (ext. 1) or send email to [info@tandemwealth.com](mailto:info@tandemwealth.com). Website: [tandemwealth.com](http://tandemwealth.com).

