

THE ARIZONA REPUBLIC

A GANNETT COMPANY

D4 SUNDAY, APRIL 29, 2012

© THE ARIZONA REPUBLIC

MARKET SUMMARY

FOR TRADING ON FRIDAY, APRIL 27, 2012

Victims of '3 Hebrew Boys' scam get \$19 mil

Associated Press

COLUMBIA, S.C.—Investors could soon be getting back some of the money they entrusted with a South Carolina trio dubbed the "3 Hebrew Boys" currently serving decades in prison for an \$80 million scam.

U.S. District Judge Margaret Seymour on Thursday approved a plan that would pay out about \$19 million to 3,842 investors who were swindled by Joseph Brunson, Timothy McQueen and Tony Pough. They were convicted in 2009 on 58 counts each of mail fraud, money laundering and other charges.

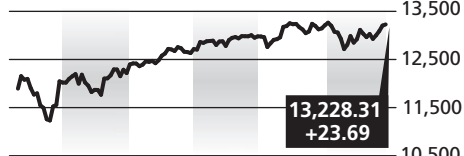
Prosecutors said the three men preached how faith and an investment in what they said were foreign currencies would at least double investors' money, wipe out credit-card debt and pay off mortgages in months. But authorities said most of it went for expensive cars, vacation homes and a Gulfstream jet.

ARIZONA RATES

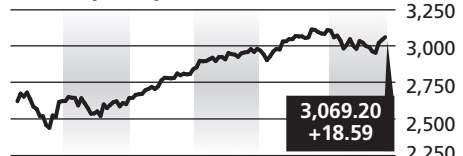
48-month new-car loan	4.01
30-year fixed mortgage	4.07
15-year fixed mortgage	3.32
1-year adjustable-rate mortgage	2.88
3/1 adjustable-rate mortgage	3.82
\$30,000 home-equity loan	8.67
1-year certificate of deposit	0.69
\$10,000 money-market account	0.51
Personal loan	--

Sources: Bankrate.com and HSH Associates

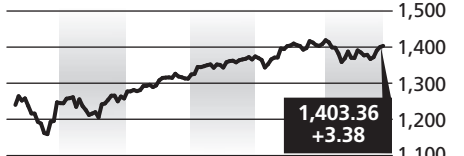
Dow Jones industrials



Nasdaq composite



S&P 500 index



MUTUAL FUNDS

50 largest funds listed by size

Fund	Last	Chg	%YTD Rtn
PIMCO Instl PIMS: TotRt	11.22	+3	+4.3
Vanguard Idx Fds: TotStk	35.12	+1.9	+12.7
Vanguard Instl Fds: Instldx	128.62	+1.8	+12.3
Fidelity Invest: Contra	78.01	+2.4	+15.6
American Funds A: GwthA p	32.94	+2.2	+14.7
Vanguard Admiral: 500Adml	129.46	+1.8	+12.3
American Funds A: CaplBA p	51.68	+8	+6.0
Vanguard Admiral: TStkAdm	35.13	+1.9	+12.7
American Funds A: IncoA p	17.55	+9	+5.7
American Funds A: CapWGA p	35.34	+1.1	+10.5
American Funds A: ICAPA p	29.98	+1.9	+11.2
Vanguard Instl Fds: InsPI	128.63	+1.8	+12.3
Dodge&Cox: Stock	113.67	+1.5	+12.3
American Funds A: WshA p	30.67	+1.9	+8.6
Dodge&Cox: IntlStk	32.32	+1.3	+10.5
Frank/Tmp Frmk A: IncomA p	2.17	+1.4	+5.6
Vanguard Instl Fds: TSIInst	35.14	+1.9	+12.8
Vanguard Admiral: WeltnAdm	57.86	+1.0	+7.6
American Funds A: BalA p	19.77	+1.6	+9.1
Vanguard Idx Fds: TotIntl	14.41	+9	+10.3
American Funds A: FdinVA p	39.38	+1.9	+11.2
Vanguard Admiral: TIBAdml	11.03	+1	+3.1
PIMCO Admin PIMS: TotRtAd	11.22	+3	+4.3
American Funds A: EupacA p	39.24	+6	+11.6
American Funds A: N PerA p	29.76	+1.1	+13.8
Harbor Funds: Intl r	59.66	+6	+13.7
Vanguard Idx Fds: 500	129.45	+1.8	+12.3
Frank/Tmp Frmk Adv: GIBBAdv	13.07	+6	+7.4
Vanguard Fds: Welltn	33.50	+1.0	+7.6
Fidelity Invest: GroCo	97.94	+2.1	+21.1
Price Funds: Growth	38.20	+2.6	+20.0
PIMCO Funds A: TotREtA	11.22	+3	+4.2
Vanguard Admiral: ITAdml	14.21	+2	+2.3
Fidelity Invest: LowP r	40.50	+1.1	+13.4
Dodge&Cox: Income	13.65	+2	+3.7
Vanguard Signal: 500Sgl	106.94	+1.8	+12.3
Frank/Temp A: GIBd A p	13.11	+6	+7.3
Vanguard Admiral: GNMA Ad	11.04	+1.0	+1.0
American Funds A: BondA p	12.73	+2	+2.4
Fidelity Invest: ContraK	77.99	+2.4	+15.7
Vanguard Admiral: STIGAd	10.76	+1	+2.0
Vanguard Instl Fds: TIBSt	11.03	+1	+3.1
PIMCO Instl PIMS: AllAsset	12.23	+7	+7.0
Price Funds: EqInc	25.38	+1.9	+10.6
Vanguard Fds: Wndsl	28.75	+1.6	+11.5
BlackRock Instl: GIBAlloc r	19.53	+9	+7.1
Oakmark Fds: Eqlync r	29.17	+1.3	+7.8
Frank/Temp Frmk C: IncomC t	2.19	+1.4	+5.4
Fidelity Spart Adv: 500IdxAdv	49.79	+1.8	+12.3
Vanguard Fds: TgtRE2025	13.37	+1.1	+9.0

MARKET LEADERS

Stock	Final	Chg	%Chg
Aware	6.15	+2.41	+64.40
ChinaNepst	3.21	+7.3	+29.40
Cray Inc	11.38	+2.48	+27.90
Expedia s	40.31	+7.68	+23.50
ArenaPhm	2.62	+4.7	+21.90

MAJOR INDEXES

Index	High	Low	Close	Chg	%Chg	YTD	52 wk
Dow 30 Indus	13266.68	13192.21	13228.31	+23.69	+1.8	+8.27	+3.26
NYSE Comp	8164.15	8107.73	8151.91	+28.84	+3.6	+9.03	-5.99
AMEX Index	2440.13	2417.70	2434.87	+8.73	+3.6	+6.87	-1.94
Nasdaq Comp	3076.44	3043.30	3069.20	+18.59	+6.1	+17.81	+6.81
S&P 500	1406.64	1397.31	1403.36	+3.38	+2.4	+11.59	+2.92
Russell 2000	826.05	812.85	825.47	+7.14	+8.7	+11.41	-4.60

NYSE

Diary	Previous Friday	Diary	Previous Friday		
Advanced	2,049	2,034	Advanced	1,561	1,626
Declined	967	977	Declined	939	849
Unchanged	129	141	Unchanged	124	144
Total issues	3,145	3,152	Total issues	2,624	2,619
New Highs	165	199	New Highs	95	144
New Lows	16	13	New Lows	32	27

NASDAQ

Diary	Previous Friday	Diary	Previous Friday		
Advanced	1,561	1,626	Advanced	1,561	1,626
Declined	939	849	Declined	939	849
Unchanged	124	144	Unchanged	124	144
Total issues	2,624	2,619	Total issues	2,624	2,619
New Highs	95	144	New Highs	95	144
New Lows	32	27	New Lows	32	27

MARKET LOSERS

Stock	Final	Chg	%Chg
MaxWllT	9.60	-6.20	-39.20
AllscripH	10.30	-5.72	-35.70
TESSCO	17.95	-6.53	-26.70
DeckrsOut	51.83	-17.63	-25.40
TICmSys	2.11	-5.9	-21.90

MONEY RATES

	Last	Previous Wk ago	
Prime Rate	3.25	3.25	3.25
Discount Rate	0.75	0.75	0.75
3-month T-bill	0.08	0.08	0.06
6-month T-bill	0.13	0.13	0.11
1-year T-bill	0.18	0.18	0.18
10-year T-note	1.94	1.94	1.96
30-year T-bond	3.12	3.12	3.12
U.S. Savings Bond, Series I	3.06	3.06	3.06
U.S. Savings Bond, Series EE	0.60	0.60	0.60
Muni. bonds, 20-year, AAA	2.98	2.99	2.92

COMMODITIES

Commodity	price/unit	High	Low	Settle	Chg
Gold \$/oz.	1666.90	1654.00	1664.00	+4.40	
Silver cents/oz.	3139.5	3088.5	3134.7	+14.0	
Copper cents/lbs.	383.65	374.85	382.00	+5.30	
Wheat cents/bushel	646	623.75	642.25	+16.25	
Oil(bbl) \$/bbl	105.00	103.74	104.93	+3.8	
Nat.gas \$/btu	2.198	2.107	2.186	+0.60	
Gaslihd cents/gal.	3.2100	3.1694	3.2062	+0.0229	
Cotton cents/lbs.	90.37	88.77	89.23	-1.08	
Corn cents/bushel	655.50	624.25	653	+29	
Cattle cents/lb.	118.87	117.80	118.45	+3.8	

EXCHANGE RATES

	US \$	Foreign
Brazil(Real)	5.305	1.8850
Britain(Pound)	1.6269	6.147
Canada(Dollar)	1.0195	.9809
China(Yuan)	.1590	6.2885
Euro(Euro)	1.3259	.7542
India(Rupee)	.0191	52.455
Japan(Yen)	.012439	80.39
Mexico(Peso)	.077119	12.9669
Russia(Ruble)	.0341	29.3045
So. Korea(Won)	.000884	1131.80

MOST ACTIVE

Stock	Vol (100s)	Chg	%Chg
S&P500ETF	1058045	140.39	+2
BkofAm	1020923	8.25	-2
FordM	703476	11.60	-2.3
AllscripH	666675	10.30	-35.7
Pfizer	633342	23.08	+1

WIDELY HELD STOCKS (TOP 75)

Stock	52-wk High	52-wk Low	Last	Wkly Chg	%YTD Chg
AT&T Inc	32.53	27.29	32.67	+1.81	+8.00
AbtLab	62.57	46.29	61.99	+2.11	+10.20
AmBevC	36.87	22.66	35.12	-1.71	+21.60
AmBev	44.63	27.85	43.39	-7.9	+20.20
Amazon	246.71	166.97	226.85	+36.87	+31.10
AMovill s	28.74	20.65	26.15	+1.82	+15.70
AMovilA s	28.59	18.32	26.05	+1.75	+15.90
ABlnBev	74.31	49.05	72.64	+1.43	+19.10
Apple Inc	644.00	310.50	603.00	+30.02	+48.90
BHP Billit	102.57	62.54	74.25	+8.4	+5.10
BHPBil plc	84.70	49.90	64.11	+1.00	+9.80
BP PLC	48.34	33.62	43.53	+1.54	+1.80
BkofAm	12.71	4.92	8.25	-1.1	+48.40
BerkHa A	125599	98952	120925	+2345.00	+5.40
BerkH B	83.72	65.35	80.56	+1.66	+5.60
BritaTab	104.75	82.27	103.48	-7.8	+9.10
CNOOC	259.22	141.27	211.75	+3.78	+21.20
Chevron	112.28	86.68	106.20	+3.68	-1.00
ChinaLife	57.29	32.77	40.70	-1.9	+10.10

Stock	52-wk High	52-wk Low	Last	Wkly Chg	%YTD Chg
ChinaMble	56.33	43.51	54.52	-1.48	+12.40
ChinaPet	125.36	82.50	106.29	-9.5	+1.20
Cisco	21.30	13.30	19.98	+0.7	+10.90
Citigrp rs	46.00	21.40	33.50	-3.9	+27.30
CocaCola	75.97	63.34	76.63	+2.50	+9.50
ConocPhil	81.50	58.65	71.98	-9.0	-1.20
Disney	44.50	28.19	43.35	+1.00	+15.60
ENI	53.80	32.44	44.82	+1.29	+8.60
Excopetrol	65.55	37.48	63.11	+3.76	+41.80
ExxonMbl	88.13	67.03	86.08	+7.8	+1.60
GenElec	21.00	14.02	19.78	+4.2	+10.40
GlaCoKln	47.48	38.76	46.51	-7.8	+1.90
Google	670.25	473.02	614.98	+18.92	-4.80
HSBC	54.87	35.72	45.58	+8.9	+19.60
HomeDp	52.15	28.13	51.95	+4.9	+23.60
Intel	28.78	19.16	28.38	+7.8	+17.00
IBM	210.69	157.13	206.81	+7.21	+12.50
JPMorgCh	46.49	27.85	43.34	+6.2	+30.30
JohnJn	68.05	59.08	64.84	+1.13	-1.10

Stock	52-wk High	52-wk Low	Last	Wkly Chg	%YTD Chg
McDnlDs	102.22	76.54	97.38	+1.44	-2.90
Merck	39.43	29.47	38.46	-2.7	+2.00
Microsoft	32.95	23.65	31.98	-4.4	+3.20
Novartis	64.82	51.60	55.02	-1.36	-2.80
NovoNord	152.31	94.58	144.55	-7.33	+25.40
OcciPet	117.89	66.36	91.74	+3.13	-2.10
Oracle	36.50	24.72	29.24	+3.6	+14.00
PepsiCo	71.89	58.50	66.10	-5.3	-4.00
PetChina	153.35	111.29	149.89	+3.17	+20.60
PetbrsA	34.19	19.26	22.19	-7.9	-5.50
Petrobras	38.28	20.76	23.67	-3.2	-4.70
Pfizer	23.11	16.63	23.08	+5.2	+6.70
PhilipMor	90.10	60.45	89.81	+2.00	+14.40
ProctGam	67.95	57.56	64.44	-2.51	-3.40
Qualcom	68.87	45.98	64.18	+1.93	+17.30
RioTinto	74.00	40.50	56.96	-1.6	+16.40
RoyalBk g	63.53	41.40	58.10	+4.8	+14.00
RoyDShllB	78.81	58.37	73.61	+2.75	-3.20
RoyDShllA	77.97	57.97	71.31	+2.60	-2.40

Stock	52-wk High	52-wk Low	Last	Wkly Chg	%YTD Chg
SAP AG	72.52	47.39	66.69	+1.47	+25.90
Sanofi	40.75	30.98	38.60	+1.30	+5.60
Schmbrg	95.53	54.79	73.95	+2.25	+8.30
Siemens	146.74	84.86	93.41	+6.7	-2.30
Statoil ASA	29.39	20.12	26.69	+0.9	+4.20
TaiwSemi	15.94	10.75	16.15	+1.04	+25.10
TorDBk g	87.83	64.56	84.58	-0.1	+14.10